

2022 CLARK COUNTY, WA POINT IN TIME COUNT RESULTS

WITH 2020 COMPARISONS

1197

People were experiencing homelessness in Clark County on February 24, 2022.

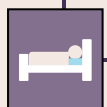
▲ **31%** FROM JANUARY 30, 2020



625

People were
UNSHELTERED

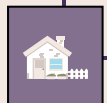
▲ **21%**



389

People were in an
EMERGENCY SHELTER

▲ **45%**



183

People were in
TRANSITIONAL HOUSING

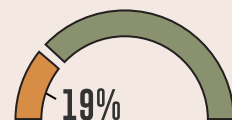
▲ **39%**

Of the 1197 people:



42% WOMEN

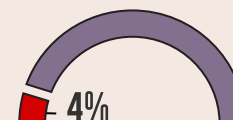
57% MEN



223

Chronically Homeless

▲ **13%** (197 people) from 2020



51

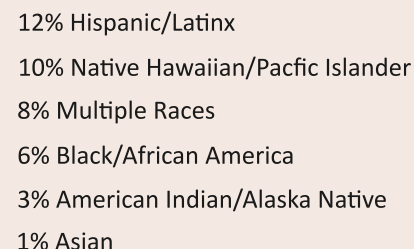
Survivors of Domestic Abuse

▼ **20%** (64 people) from 2020

27%

PEOPLE OF COLOR

14% of Clark County population (ACS 2019)



INCLUDED AMONG THE 1197 PEOPLE:



122

families with children

▲ **2%** (120 families) from 2020



74

young adults (ages 18-24)

▲ **80%** (41 people) from 2020



21

unaccompanied minors (under 18)


▲ **163%** (8 people) from 2020



96

seniors (age 62 & up)

▲ **57%** (61 people) from 2020



43

Veterans

▼ **20%** (54 people) from 2020

TAKE ACTION:



BE KIND



SPEAK UP



SHARE TIME



RENT or HIRE

LEARN MORE: [COUNCILFORTHEHOMELESS.ORG](https://councilforthehomeless.org)